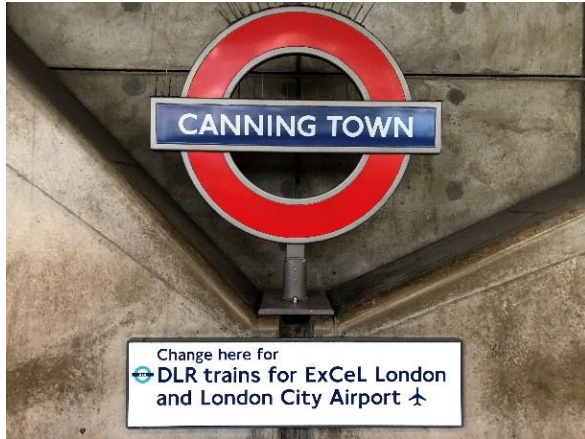


Directions to English National Ballet from Canning Town Tube Station



1. Exit the tube at **Canning Town Station**. This is on the Jubilee (grey) and DLR (turquoise and white stripe) lines.



2. Follow **the blue access** exit signs to reach the **elevator** from the platform level to the ticket hall.



3. Once you've located the elevator, press the down button. Then when inside, **press 0 to reach the ticket hall and exit barriers.**



4. When you get out of the elevator, walk around **either side of the escalator** to reach the ticket office.



5. Continue **through the ticket hall and exit through the barriers** using a contactless card, oyster card or paper ticket.



6. Once out of the barriers you'll see a Costa Coffee. **Turn left** towards Bow Creek, and you'll see the lift. Press the up arrow and **then 0 inside the lift** to get outside the train station. (Cash machines are available if you need to draw money out).




7. **Turn right** out of the elevator to a red bridge to London City Island. There are stairs up or an elevator.




8. To reach the bridge by elevator, press the up arrow outside and **the level 1 button** inside the lift.



9. **Turn left** out of the elevator and **walk across the bridge** to reach London City Island.



10. There will be **another elevator down** at the end of the bridge. Press the down arrow and G button once inside.



11. English National Ballet will be **the first building you see** out of the elevator.



12. Once you reach the front of the building, go **through the rotating doors** or automatic door. Make your way to reception to sign in.